

Adjustable Air Amplifier™

Highly effective air mover that easily adjusts to your application!



scgglung ny

What Is The Adjustable Air Amplifier?

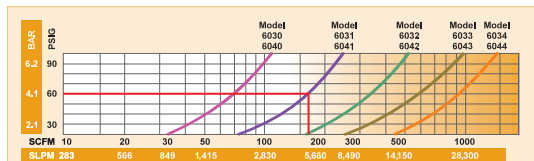
The air gap is infinitely adjustable which regulates the consumption and outlet flow from a “breeze” to a “blast”. They are available in aluminum or in stainless steel for food service, higher temperatures (400°F/204°C), and corrosive applications. High Temperature Stainless Steel Air Amplifiers for temperatures up to 700°F (374°C) are also available. Please contact an Application Engineer.

Force and flow for the Adjustable Air Amplifier is changed by turning the exhaust end (with the knurled ring loose) to open or close the continuous air gap. When desired performance is obtained, the knurled ring can be tightened to lock the flow at that setting. In most cases, a .002” to .004” (0.05mm to 0.10mm) air gap is ideal.

Adjustable Air Amplifier Performance at 80 PSIG (5.5 BAR)

MODEL	Air Consumption		Amplification RATIO	Air Volume at Outlet		Air Volume at 6" (152mm)		Sound Level dBA
	SCFM	SLPM		SCFM	SLPM	SCFM	SLPM	
6030, 6040	8.9	252	10	89	2,520	267	7,560	78
6031, 6041	12.9	365	16	206	5,833	618	17,500	81
6032, 6042	21.5	608	20	430	12,176	1,290	36,529	82
6033, 6043	35.2	997	22	774	21,917	2,323	65,780	83
6034, 6044	50	1,416	24	1,200	33,980	3,600	101,941	84

Tested with .002" (0.05mm) gap.



Total Output Flow with .002" (0.05mm) gap setting. Excludes downstream entrainment.

How To Determine Adjustable Air Amplifier Total Output Flow And Air Consumption

Total Airflow: From the performance curves (above), determine total output flow for any Adjustable Air Amplifier at any pressure.

Example: A Model 6031 at 60 PSIG (4.1 BAR) supply air pressure has a total output flow of 165 SCFM (4,672 SLPM).

Air Consumption: Divide total output flow by the amplification ratio (shown in the chart) to determine air consumption for any Adjustable Air Amplifier at any air pressure.

In the example above, the Model 6031 at 60 PSIG (4.1 BAR) supply air pressure has a total output flow of 165 SCFM (4,672 SLPM). Dividing this total flow by its amplification ratio of 16 gives an air consumption of 10.3 SCFM (292 SLPM).



Model 6042 2" (51mm) Adjustable Air Amplifiers with swivel fittings cool inductively heated axles prior to installing the hubs.



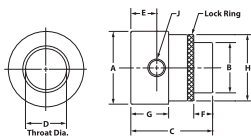
Metal parts are dried using a series of Model 6042 2" (51mm) Adjustable Air Amplifiers.



A series of Adjustable Air Amplifiers dry and cool a large machined casting as it exits a high temperature wash.

Adjustable Air Amplifiers

Adjustable Air Amplifier Dimensions



DOWNLOAD
Drawings at
EXAIR.com

Built to Last
5 YR.
WARRANTY



Adjustable Air Amplifiers and High Velocity Air Jets dry an engine block prior to assembly.

Adjustable Air Amplifier Dimensions										
MODEL #		A	B	C	D	E	F	G	H	J
6030	in	1.50	0.75	2.22	0.45	0.72	0.56	1.06	1.25	1/8 NPT
6040	mm	38	19	57	11	18	14	27	32	
6031	in	2	1.25	2.88	0.84	1	0.75	1.38	1.75	1/4 NPT
6041	mm	51	32	73	21	25	19	35	44	
6032	in	3.13	2	3.25	1.64	1.06	0.75	1.50	2.75	3/8 NPT
6042	mm	79	51	83	42	27	19	38	70	
6033	in	4	3	4.06	2.20	1.22	1.25	1.83	3.50	1/2 NPT
6043	mm	102	76	103	56	31	32	46	89	
6034	in	5	4	5	3.02	1.50	1.75	2.13	4.50	1/2 NPT
6044	mm	127	102	127	77	38	44	54	114	



Need Swivels?

EXAIR's Swivel Fittings make it easy to adjust the aim of Air Amplifiers.

See page 68 for details.

Adjustable Air Amplifier Systems

Adjustable Air Amplifier Models

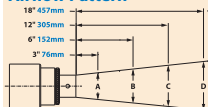
Adjustable Air Amplifier Only

Adjustable Air Amplifier Kits - include an Adjustable Air Amplifier, filter separator and pressure regulator (with coupler).

Deluxe Adjustable Air Amplifier Kits - include an Adjustable Air Amplifier, EFC, filter separator and pressure regulator (with coupler).

Outlet Diameter	Aluminum Adjustable Air Amplifier Only Model	Aluminum Adjustable Air Amplifier Kit Model	Deluxe Aluminum Adjustable Air Amplifier Kit Model	Stainless Steel Adjustable Air Amplifier Only Model	Stainless Steel Adjustable Air Amplifier Kit Model	Deluxe Stainless Steel Adjustable Air Amplifier Kit Model
3/4" (19mm)	6040	6240	6240DX	6030	6230	6230DX
1-1/4" (32mm)	6041	6241	6241DX	6031	6231	6231DX
2" (51mm)	6042	6242	6242DX	6032	6232	6232DX
3" (76mm)	6043	6243	6243DX	6033	6233	6233DX
4" (102mm)	6044	6244	6244DX	6034	6234	6234DX

Airflow Pattern



MODEL #		A	B	C	D
6030	in	1.5	2.4	4.2	6
6040	mm	38	61	107	152
6031	in	2	2.9	4.7	6.5
6041	mm	51	74	119	165
6032	in	2.5	3.4	5.2	7
6042	mm	64	86	132	178
6033	in	3.5	4.6	6.5	8
6043	mm	89	117	165	203
6034	in	5	5.8	7.4	9
6044	mm	127	147	188	229

Accessories

Model #	Description
9001	Auto Drain Filter Separator, 3/8 NPT, 65 SCFM (1,841 SLPM)
9032	Auto Drain Filter Separator, 1/2 NPT, 90 SCFM (2,549 SLPM)
9002	Auto Drain Filter Separator, 3/4 NPT, 220 SCFM (6,230 SLPM)
9005	Oil Removal Filter, 3/8 NPT, 15-37 SCFM (425-1,048 SLPM)
9006	Oil Removal Filter, 3/4 NPT, 50-150 SCFM (1,416-4,248 SLPM)
9008	Pressure Regulator with Gauge, 1/4 NPT, 50 SCFM (1,416 SLPM)
9033	Pressure Regulator with Gauge, 1/2 NPT, 100 SCFM (2,832 SLPM)
9009	Pressure Regulator with Gauge, 3/4 NPT, 220 SCFM (6,230 SLPM)



Kits include an Adjustable Air Amplifier, filter separator and pressure regulator (with coupler).